












- ### KEY
-  Proposed access to site for all uses
  -  Residential Development
  -  Hedgerow to be retained
  -  Proposed Trees
  -  Primary Road with verge planted with street trees such as Hornbeam, Pringreen and Field Maple
  -  Pedestrian raised table crossing point, with contrasting materials.
  -  Existing PRoW (pink) PRoW to be diverted (blue).  
New route blue dots.
  -  PRoW to be diverted through central open space. Equipped play areas in POS.
  -  Attenuation Pond
  -  Private drives
  -  Hedgerow to be removed

Site Name: <b>Land off School Lane, Whitminster</b>		Drawing Number: <b>394.P.3.3</b>		Revision:	
Drawing Title: <b>Illustrative Masterplan</b>		Drawn By: <b>POK</b>	Checked By:	Approved By:	Date: <b>13.11.2024</b>
				Scale: <b>1:1250@A3</b>	



**Robert Hitchins**  
The Complete Development Solution

The Manor, Boddington, Cheltenham, Gloucestershire, GL51 0TJ  
Tel: 01242 680594  
www.robert-hitchins.co.uk